


DEFIANT HIGH SECURITY SAFES

U.L.-LISTED TL-15



Defiant 1100

Defiant 66

Defiant 350



FICHET-BAUCHE

The world's number one safe maker.

MODEL 66
2.3 cu. ft.

MODEL 150
5.3 cu. ft.

MODEL 225
8.0 cu. ft.

MODEL 300
10.6 cu. ft.

MODEL 350
12.3 cu. ft.

MODEL 415
14.5 cu. ft.

MODEL 590
20.7 cu. ft.

MODEL 1100
38.0 cu. ft.



Nearly 200 years ago, FICHET was the locksmith and safemaker of the kings of France. Today, after many years and several mergers and acquisitions, the FICHET-BAUCHE GROUP has become the European leader in the field of security.

In North America, several FICHET-BAUCHE owned warehouses/service centers back up a nationwide network of more than 50 direct distributors. This organization enables FICHET-BAUCHE, the world's number one safe maker, to offer a unique combination of new world service and old world experience.

Among the most recent products of FICHET-BAUCHE's experience and expertise is the Defiant line of U.L.-listed TL 15 safes.



To gain a wider acceptance in the American market, the DEFIANT line of safes was submitted to the experts at Underwriters' Laboratories (U.L.).

These experts use powerful tools such as sledge hammers, pry bars, hammer drills, carbide cutting wheels, power saws, etc. to try to make a small opening in the safe.

In addition, several attempts are made to defeat the boltwork and release the locking mechanisms. The testers try to punch, drill and pick the locks and cut through the bolts.

The DEFIANT resisted all these attacks and was granted the demanding TL15 rating.



The DEFIANT goes beyond what is required for the U.L. TL15 tests by incorporating additional defense mechanisms and features.

Long experience with professional burglary has taught FICHET-BAUCHE researchers and engineers not to be satisfied with even the most demanding laboratory tests. The DEFIANT is designed to resist certain attacks not taken into consideration by the U.L. In addition to meeting the requirements for the TL15 label, the DEFIANT offers:

□ Protection against torches as well as tools. U.L. testers use only mechanical and electrical tools.

□ Six-sided construction and protection. U.L. testers only attack the front of the safes.

□ Provision for anchoring all models to a concrete slab. Anchoring prevents removal of the safe by unwanted "movers". U.L. only requires anchoring for safes weighing less than 750 pounds.



Burglary protection alone is not enough. The DEFIANT, like all other FICHET-BAUCHE high security safes, is designed to provide fire protection as well as burglary protection.

The fire test consists of placing a safe in a furnace heated to 1700°F. for one hour. The temperature inside the safe must remain below 350°F. and the documents inside must remain undamaged.





Construction: The DEFIANT'S defense barriers offer superior protection.

The body features over 2 1/2 inches of FICHET-BAUCHE's high-resistance material, DRA-AGGAMIX, sandwiched between two heavy steel plates. The frame of the door is reinforced with TORDBAR.

The DEFIANT's door is over 5 inches thick, with a 3-inch defense barrier. The barrier is composed of DRA-AGGAMIX, a 1/4-inch, drill-resistant steel plate and special reinforcements to protect the strategic parts of the locking mechanism against drill attacks.

DRA-AGGAMIX is an extra-hard and abrasive fire-resistant agglomerate filled with metallic reinforcements. It offers very high resistance to the most powerful mechanical tools as well as very high torch and fire resistance.

TORDBAR is a strongroom-type reinforcement made of flat, steel bars cut into strips running off a central bar and then twisted into a spiral shape.



The DEFIANT'S locking mechanism protects far beyond the U.L. requirements with two separate, independent, high security locks, an impressive boltwork and a multiple-action relocking system.

□ The DEFIANT's standard combination lock is a high security, U.L.-listed lock with one million possible combinations.

□ A MONOPOLE keylock is also standard as the second independent lock. Patented by FICHET-BAUCHE, this key lock is a maximum security pump lock which cannot be picked. It cannot be drilled without activating the relocking system. Its unique key is undecipherable, anonymous and cannot be reproduced except at factory owned locations.

□ The boltwork assembly is made of strong chrome-plated steel plates and provides a three-way bolt throwing action, engaging heavy 1 1/4-inch bolts into the body of the safe.

□ Thermal and mechanical relockers connected to a glass nerve center activate relocking bolts in case of an attack. When activated, the relocking bolts are further protected by spring-loaded cross pins which freeze the relocking bolts in the locked position.



The DEFIANT combines strength, practicality and good looks.

The door opens a full 180 degrees for easy accessibility. A special latch mechanism keeps the bolts in the retracted position when the door is open to prevent closing the door with the bolts out. Adjustable, removable shelves are standard equipment. For easier delivery and installation (elevators, floor loads), the DEFIANTS are, size for size, among the lightest TL 15's on the market. Eight sizes are available to cover a wide range of uses and applications.


The DEFIANTS's finish, matte medium beige, is of the highest quality to do justice to the FICHET-BAUCHE name.

Numerous options are available to complement the DEFIANT'S standard equipment.

A second combination lock, time lock, hold-up deterrents or signaling devices, etc. can be added to the locking mechanism.

Several lockers, including models with drop chutes, cabinets, racks and other fittings are offered as optional factory interiors.

DEFIANT SAFE SPECIFICATIONS



MODEL NUMBER	OUTSIDE			INSIDE			STORAGE CAPACITY	WEIGHT	PROJECTIONS		
	H	W	D	H	W	D			A	B	C
66	27"	23"	19 1/2"	22"	18"	16"	3.3 cu. ft.	700 lbs.	16 1/2"	40"	37"
150	41"	24 1/2"	22 1/2"	36"	19 1/2"	13"	5.3 cu. ft.	1,050 lbs.	18"	42"	41 1/2"
225	45"	27"	25"	40"	21 1/2"	16"	8.0 cu. ft.	1,300 lbs.	20"	47"	46 1/2"
300	41"	31"	29"	36"	25 1/2"	20"	10.6 cu. ft.	1,500 lbs.	24"	55"	55"
350	54"	31"	26"	49"	25 1/2"	17"	12.3 cu. ft.	1,750 lbs.	24"	55"	51 1/2"
415	54"	31"	29"	49"	25 1/2"	20"	14.5 cu. ft.	1,950 lbs.	24"	55"	55"
590	75 1/2"	31"	29"	70"	25 1/2"	20"	20.7 cu. ft.	2,400 lbs.	24"	55"	55"
1100	75 1/2"	42 1/2"	35"	70"	37"	26"	39.0 cu. ft.	3,400 lbs.	35 1/2"	78"	72 1/2"


Our aim is to constantly improve our products; we therefore reserve the right to alter specifications without prior notice.

Fichet-Bauche Group, Headquarters:

Fichet-Bauche B.P. 11, 78141 Vélizy Cedex - France
 Phone (33)-3-946.96.44 Telex 697389F

Worldwide Subsidiaries Outside U.S.A:

- Argentina
- Belgium
- Brazil
- Germany
- Ireland
- Italy
- Luxembourg
- Malaysia
- Portugal
- Spain
- Switzerland
- United Kingdom



MEGASAFE

HIGH SECURITY SAFES

(800) 345-6552

www.megasafe.com